


Technical Specification

Method	Optical Structured Light Technology
Resolution	2MP / 5MP (Twin camera)
Scan Area Size	120 mm (2MP) / 50, 120 mm (5MP)
Automatic Platform	Automatic 2-axis with SSS Technology (360° rotation / -5° to 90° arm)
Accuracy	10 um (0.01 mm)
Dimension	330 x 495 x 430 mm
Weight	17 Kg
Data Output	Open STL (polygon mesh), OBJ, ASC
Power	110~240V, 50~60Hz
Interface	USB 3.0
O/S	Windows 7, 8.1, 10 (64 bit)

VYLO




DESKTOP

LION 3DX

New Concept Automatic 3D Scanning with SSS Technology

Desktop Optical 3D Scanner

Lion3DX is desktop size 3D scanner with high accessibility for everyday use, equipped with automatic 2-axis platform.



Stable Scan Stage (SSS) Technology

- ▶ No need for separate fixture to hold your scanning objects
- ▶ Scanner sensor moving method lets your objects to be stable while scanning
- ▶ Intelligent Auto View Sync

Fully Automated Scanning

- ▶ One-click automatic scanning process
- ▶ 360 degrees rotation axis, -5 to 90 degrees arm axis



Desktop Design

- ▶ Compact, yet durable design suitable to be placed next to your workstation.






Lion3DX Highlight

- ▶ Ideal for scanning small sized objects.
- ▶ Auto exposure adjustment & noise filtering
- ▶ Modular scanner sensor for easy maintenance
- ▶ Cooling Mode keeps the scanner at its most stable and energy conserving state



Scanning Sensor

- ▶ Optical structured-light method
- ▶ With the use of high-end dual cameras, even the smallest details can be captured with reliable accuracy
- ▶ Auto adaptive exposure level helps you find the optimal camera exposure level for best result



3DX Scanning Software

- ▶ Reliable 64-bit scanning software, with proprietary algorithm obtains exceptional scan data
- ▶ Easy step-by-step user interface, low learning curve, suitable even for first time users
- ▶ Recovery mode always protects all your scan project and data from computer crash and power outage.
- ▶ Texture Scanning (OBJ format)



Application

- ▶ Reverse Engineering : Quickly digitize a part or object and create a surfaced CAD models which can be modified
- ▶ Quality Inspection : Compare scanned 3D data (STL) vs design (CAD) data for deviation analysis